EQUITY: JURNAL EKONOMI

Vol. 14 No (02): December 2026
p-ISSN: 1978-3795; e-ISSN: 2721-6721
Posted: 02 September 2026
Accepted: 08 November 2026
Published: 2026- November -26

Income Inequality and Economic Growth: A Global Bibliometric Exploration of Scholarly Trends and Regional Perspectives

Ratna Rosita Pangestika[1], Yeni Nur Prilanita[2] and Reza Armin Abdillah Dalimunthe[3]

[1] Pendidikan Ekonomi, Universitas Negeri Yogyakarta, Yogyakarta, Indonesia
[2] Curriculum and Teaching Technology, Universiti Malaya, Kuala Lumpur, Malaysia
[3] Pendidikan IPS, SMPN 12 Yogyakarta, Yogyakarta, Indonesia
* Correspondence: ratnarositapangestika@uny.ac.id

Abstract: *This study examines global publication trends, dominant themes, methodological approaches, and empirical geographic coverage in research on income inequality and economic growth from 2010 to June 14, 2025. Using bibliometric analysis and a structured literature review, the study analyzes 347 open-access articles indexed in Scopus. The findings reveal sustained scholarly attention to the relationship between economic growth and income inequality, with a notable increase in publications in 2020 and relatively high publication activity during 2021–2024. Keyword co-occurrence analysis identifies economic growth and income inequality as the most prominent concepts, alongside income distribution, financial development, poverty alleviation, human capital, and fiscal policy. Of the 347 articles, 312 (89.9%) employ empirical approaches, while 35 (10.1%) develop theoretical or conceptual models. Among the empirical studies, panel data econometrics is the most common approach (58.3%), followed by cross-country quantitative analysis (23.7%) and time-series and dynamic modeling (17.9%). The Gini coefficient is the most frequently used inequality measure (76.3% of empirical articles), while the Kuznets inverted-U hypothesis represents the largest theoretical framework category (32.3% of all articles). Geographic content coding of the 312 empirical studies shows that 39.7% examine single countries, 31.4% focus on cross-country samples of developing or emerging economies, 16.7% investigate advanced economies, and 12.2% analyze global multi-region panels. These findings provide a descriptive overview of the intellectual structure, methodological characteristics, and geographic scope of research on income inequality and economic growth. They also highlight opportunities for future research through systematic comparisons across geographic regions, income groups, and thematic priorities to develop a more comprehensive understanding of the relationship between economic growth and income inequality.*

Keywords: Income Inequality, Economic Growth, Bibliometric Analysis, research trends; fiscal policy; geographic coverage

JEL: O15, O47, C80

1. INTRODUCTION

During the 2010–2025 period, income inequality and economic growth have become central themes in global economic discourse, reflecting growing concerns about the relationship between economic expansion and equitable income distribution. Although economic growth remains a primary objective for most economies, the relationship between inequality and growth is complex and varies across countries. Barro (2000) found that the association between income inequality and economic growth differs according to countries' income levels. Meanwhile, Deininger & Squire (1998) demonstrated that initial asset inequality is negatively associated with long-term growth and that income growth among poorer populations may be constrained by unequal asset distribution. Beyond its economic implications, inequality also raises concerns about equality of opportunity and the distribution of economic resources across generations (Atkinson & Stern, 2017). Furthermore, globalization may reduce inequality between countries while simultaneously widening income disparities within individual countries, highlighting the multidimensional nature of economic inequality (Khondker, 2017).

In Latin America, structural inequality remains a persistent challenge to inclusive development, despite a decline in income inequality across many countries during the 2000s (Clifton et al., 2020; Lustig et al., 2013). This trend suggests that improvements in income distribution do not necessarily eliminate deeper structural disparities or unequal access to economic opportunities. Similarly, evidence from Asian economies indicates that rapid economic growth does not automatically translate into equitable income distribution, as disparities in economic opportunities and access to resources may persist (ADB, 2012). From a theoretical perspective, Galor & Zeira (1993) explain how wealth inequality and credit market imperfections can constrain human capital investment and influence long-term economic development. These findings highlight that the relationship between economic growth and inequality is context-dependent and shaped by institutional arrangements, resource distribution, and access to economic opportunities.

A growing body of literature emphasizes the importance of multidimensional policy responses to income inequality. Economic growth alone may not ensure equitable income distribution, making redistributive policies, including progressive taxation, social protection, and public spending, important instruments for reducing disparities (Alesina & Rodrik, 1994; Lindert, 2004). Comparative research across OECD countries demonstrates that taxes and cash transfers can reduce market income inequality, although their redistributive effects vary according to the size, progressivity, and targeting of these measures (Orsetta Causa & Mikkel Hermansen, 2017). Welfare state arrangements also differ across countries, reflecting variations in social policy institutions and approaches to income redistribution (Esping-Andersen, 1990). However, the effectiveness of redistribution depends on the design and implementation of fiscal policies, as well as governments' capacity to mobilize revenue and deliver social transfers effectively (Causa et al., 2018). These findings underscore the importance of combining economic growth with well-designed redistributive policies to promote more inclusive development.

Methodologically, research on income inequality draws on a range of quantitative approaches, including panel regression, vector autoregression (VAR), and Social Accounting Matrix (SAM) analysis. While econometric models are useful for examining statistical relationships and dynamic interactions among macroeconomic variables, SAM provides an integrated framework for tracing transactions among production sectors, factors of production, households, and other economic institutions (Miller & Blair, 2009; Pyatt & Round, 2012). Structural Path Analysis (SPA) further enables researchers to identify and decompose the transmission channels through which economic changes propagate across interconnected sectors and institutional accounts (Defourny & Thorbecke, 1984). These methods are particularly useful for investigating the linkages between production structures and household income distribution in developing economies undergoing structural transformation. Empirical applications in Indonesia demonstrate the usefulness of SPA for identifying structural linkages and changes within the national economy (Sonis et al., 1997).

Thematic developments in income inequality research encompass a range of interconnected issues, including inclusive growth, fiscal redistribution, financial inclusion, and intergenerational inequality. These themes reflect different dimensions of inequality, from the role of public policy in redistributing income to the distribution of economic opportunities and resources across individuals and generations. Research on fiscal redistribution highlights the importance of taxation and government transfers in addressing income disparities (Wildowicz-Szumarska, 2022), while broader discussions of inequality emphasize the need to consider both income distribution and access to economic opportunities. However, identifying shifts in thematic emphasis over time requires systematic analysis of keyword frequencies and their temporal distribution within the reviewed literature. Accordingly, the emergence and growing prominence of specific themes should be established through bibliometric indicators rather than inferred solely from individual substantive studies.

Regional contexts provide important perspectives for understanding the complexity of income inequality. In developed and developing economies, the challenges associated with inequality may differ according to economic structures, institutional arrangements, and social protection systems. Differences in access to education, employment opportunities, financial services, and redistributive

policies may also shape how inequality is addressed across countries. In Latin America, for example, persistent income disparities have been examined in relation to fiscal policy, institutional conditions, and the distribution of economic resources (López-calva & Lustig, 2010). These contextual differences highlight the importance of considering regional characteristics when examining income inequality. However, whether particular research themes are more prominent in developed or developing economies requires systematic bibliometric analysis rather than assumptions based on regional characteristics alone.

In Sub-Saharan Africa, persistent inequality is associated with unequal access to education, infrastructure, employment opportunities, and financial services, which can constrain poverty reduction and inclusive growth (Sinha et al., 2024). In East Asia, evidence from China, Japan, South Korea, and Taiwan indicates that educational expansion has interacted with educational stratification and labor-market returns in complex ways, meaning that improvements in educational access do not automatically eliminate inequality (Hannum et al., 2019). Empirical research further shows that a more equal distribution of educational attainment can contribute to reducing income inequality, although the effects vary across countries and development stages (Lee & Lee, 2018). Structural transformation also has different distributional consequences across economic sectors. For Indonesia, sectoral analysis indicates that growth in manufacturing and services was associated with higher income inequality, whereas growth in agriculture was associated with lower inequality during the period examined (Gordón & Resosudarmo, 2019). These findings suggest that the relationship between economic transformation and inequality depends on the distribution of opportunities, educational attainment, and the sectoral composition of growth.

A bibliometric review of literature published between 2010 and 2025 provides an overview of the development and thematic structure of research on income inequality and economic growth. Publication trends can be examined to identify changes in research output over time, while keyword co-occurrence analysis can reveal the major themes and conceptual relationships within the literature (Cobo et al., 2011; Donthu et al., 2021). The identification of dominant themes, including income distribution, poverty reduction, and capital accumulation, should be based on keyword frequencies and mapping results from the reviewed corpus. Such an approach provides a systematic basis for understanding research priorities and identifying potential directions for future research and evidence-informed policymaking.

Previous research has examined the relationship between income inequality and economic growth through conventional literature reviews and bibliometric analysis. For example, Mdingi & Ho (2021) reviewed theoretical and empirical explanations of the inequality-growth relationship, while Temerbulatova et al. (2022) mapped publication trends, influential sources, and thematic patterns in this field. Building on these studies, the present research extends the existing literature by integrating three analytical dimensions: thematic evolution, methodological developments, and regional perspectives. Using bibliometric analysis complemented by a structured literature review of 347 Scopus-indexed articles published between 2010 and 2025, this study examines how research priorities have evolved, which methodological approaches have become prominent, and how the geographical coverage of empirical studies differs from the geographical distribution of authors' institutional affiliations. Its additional contribution lies in connecting these dimensions to provide a more integrated understanding of the global research landscape and to identify research gaps that may inform future empirical investigations and the development of more inclusive, equitable, and evidence-based economic policies.

Research Questions:

RQ1: How have global scientific publication trends related to income inequality and economic growth evolved during the 20102025 period?

RQ2: What are the dominant themes, methodologies, and theoretical approaches used in the literature on the relationship between income inequality and economic growth over the past two decades?

RQ3: What is the geographical coverage of empirical studies on income inequality and economic

growth, and how does it differ from the geographical distribution of authors' institutional affiliations?

2. LITERATURE REVIEW

2.1 The Complex Relationship Between Economic Growth and Income Inequality

The relationship between economic growth and income inequality demonstrates a complex and context-dependent dynamic. In many countries, rapid economic growth is often accompanied by rising inequality due to unequal distribution of economic gains across population groups (Barro, 2000; Galor & Zeira, 1993; Kuznets, 2019). Empirical evidence suggests that growth driven by capital-intensive sectors tends to increase income disparities, particularly in developing economies (Alesina & Rodrik, 1994). Conversely, high levels of inequality may negatively affect long-term growth through reduced human capital accumulation and limited access to opportunities (Mills, 2009; Xiao, 2024). Therefore, inclusive growth strategies are essential to balance efficiency and equity.

2.2 The Role of Social Spending and Government Intervention

Fiscal interventions and social spending can play an important role in reducing income inequality, although their redistributive effects vary across countries and policy arrangements. Evidence from OECD countries shows that personal income taxes and cash transfers reduce market income inequality, but the magnitude of redistribution depends on the size, progressivity, and targeting of these measures (Orsetta Causa & Mikkel Hermansen, 2017). Historical evidence also suggests that social spending can support economic development without necessarily imposing substantial costs on economic growth (Lindert, 2004). In low- and middle-income countries, however, the distributional effects of taxation are shaped by structural conditions and limitations in tax enforcement, which may cause actual outcomes to differ from intended policy objectives (Bachas et al., 2024). These findings underscore the importance of designing fiscal policies that reflect national institutional conditions and strengthen the capacity to implement redistributive measures effectively.

2.3 Regional Inequality and Territorial Disparities

Income inequality is not only an individual-level phenomenon but also a spatial and regional concern. Differences in infrastructure, access to public services, human capital, and economic opportunities can contribute to disparities between urban and rural areas (Gómez-Lobo & Oviedo, 2025). In Latin America, empirical evidence indicates that spatial inequality manifests across multiple dimensions, including rural–urban income gaps, disparities between major and secondary cities, and inequality within urban areas (Gómez-Lobo & Oviedo, 2025). Research on territorial development further shows that regional income disparities can change over time, with some areas experiencing convergence while substantial differences in economic opportunities persist (D'Aoust et al., 2025). These findings highlight the importance of considering regional conditions when designing policies to address spatial inequality and promote more balanced economic development.

2.4. Structural Transformation and the Role of Specific Economic Sectors

Economic structure plays an important role in shaping income distribution within a country. The process of structural transformation may initially increase income inequality as workers move from agriculture to higher-productivity sectors, although this pattern varies across countries and stages of development (Dartanto et al., 2017; Kuznets, 1955). The distributional effects of economic growth also depend on how employment opportunities and productivity gains are distributed across sectors and groups of workers. In developing economies, the expansion of labor-intensive industries and micro, small, and medium-sized enterprises (MSMEs) may support broader economic participation by creating employment and income opportunities. However, their contribution to reducing inequality depends on job quality, productivity, wages, and access to markets and productive resources.

2.5 Theoretical and Methodological Perspectives in Inequality Studies

Theoretically, research on income inequality has long been influenced by the Kuznets hypothesis, which proposes an inverted U-shaped relationship between economic growth and income inequality. However, empirical evidence suggests that this relationship is not universal and varies across countries and levels of economic development (Barro, 2000; Kuznets, 1955). Economic growth does not necessarily lead to more equitable income distribution, as its benefits may be unevenly distributed across population groups and shaped by institutional arrangements and public policies (Stiglitz, 2012). Methodologically, inequality research employs a range of approaches, including regression models, panel data analysis, vector autoregression (VAR), and structural decomposition techniques, depending on the research question and data structure (Pyatt & Round, 2012). Bibliometric analysis has also become an established approach for mapping research trends, collaboration patterns, and intellectual structures across scientific fields (Cobo et al., 2011; Donthu et al., 2021). Together, these theoretical and methodological developments reflect the diversity of approaches used to investigate the causes, consequences, and dynamics of income inequality.

3. METHOD

Data were retrieved from the Scopus database on June 14, 2025. The search focused on publications addressing the relationship between income inequality and economic growth using the TITLE-ABS-KEY field, which covers document titles, abstracts, and author keywords. Because the original Scopus search history was no longer available, the search strategy was reconstructed to document the main search concepts and filtering criteria. The reconstructed search query was:

TITLE-ABS-KEY(("income inequality" OR "income distribution" OR "economic inequality") AND ("economic growth" OR "economic development")). The search focused on publications addressing the relationship between income inequality and economic growth. The original screening records documented an initial total of 5,491 records. According to these records, sequential screening reduced the dataset to 4,372 records published between 2010 and 2025, 4,150 records after applying the English-language restriction, 3,133 research articles, 1,615 records within the *Economics, Econometrics and Finance* subject area, and 854 records after applying the keyword criteria recorded during the original screening process. The final restriction to open-access publications resulted in 347 articles included in the bibliometric analysis.

It should be noted that these screening figures were retained from the original screening records and were not independently regenerated or verified against the reconstructed Scopus query. The original Scopus search history was no longer accessible at the time of manuscript revision. Therefore, the reconstructed query is provided to document the main search concepts and selection criteria, rather than to claim exact reproducibility of the original retrieval and filtering process. The PRISMA flow diagram presents the selection sequence based on the available original screening records. Open-access status was used as an additional eligibility criterion to facilitate full-text examination. However, this restriction may have introduced selection bias by excluding relevant subscription-based publications.

Bibliometric mapping was conducted using VOSviewer (version 1.6.20) to generate network, overlay, and density visualizations. Keyword co-occurrence analysis was based on the keyword entries available in the Scopus RIS export, using the full-counting method and association-strength normalization. The 347 records contained 2,729 keyword entries, representing 1,151 distinct keywords identified by VOSviewer. A minimum occurrence threshold of five was applied, resulting in 73 keywords meeting the threshold. All 73 eligible keywords were selected for further analysis. A reconstructed thesaurus was subsequently applied to standardize keyword variants, merge selected synonymous terms, and exclude generic or irrelevant terms. Following this cleaning procedure, 72 keyword terms were retained for the final visualization. The search strategy and final corpus, together with the VOSviewer files and thesaurus, are provided as Supplementary Materials S1 and S2, respectively, to improve methodological transparency and facilitate verification. Because the original search history and VOSviewer settings were unavailable, the screening counts and keyword-mapping results should be interpreted as reconstructed rather than as a verified reproduction of the original analysis.

To examine the alignment between author institutional affiliation and the actual empirical target of each study, a structured full-text qualitative content coding procedure was executed across the empirical subset of the corpus ($n = 312$ studies; excluding pure theoretical models). The unit of coding was defined as the primary dataset/sample context analyzed in each paper. Target empirical geographies were classified into mutually exclusive regional categories:

1. Single-Country Studies ($n = 124$),
2. Cross-Country Developing/Emerging Economies ($n = 98$),
3. Cross-Country Advanced Economies ($n = 52$), and
4. Global Multi-Region Panels ($n = 38$).

For multi-region or multi-country papers, studies were assigned to specific regional categories if $\geq 75\%$ of the sampled countries belonged to that region; otherwise, they were coded as *Global Multi-Region Panels*. Qualitative coding was performed independently by two coders using a standardized codebook. Inter-coder reliability achieved a high level of agreement (Cohen's $\kappa = 0.86$). Disagreements were resolved through joint consensus with a third senior reviewer. The full classification rules, coding framework, and raw empirical geographic matrix are provided as Supplementary Material S3.

4. RESULTS AND DISCUSSION

This section discusses the findings from 347 articles in the Scopus database related to income inequality and economic growth to answer the research questions.

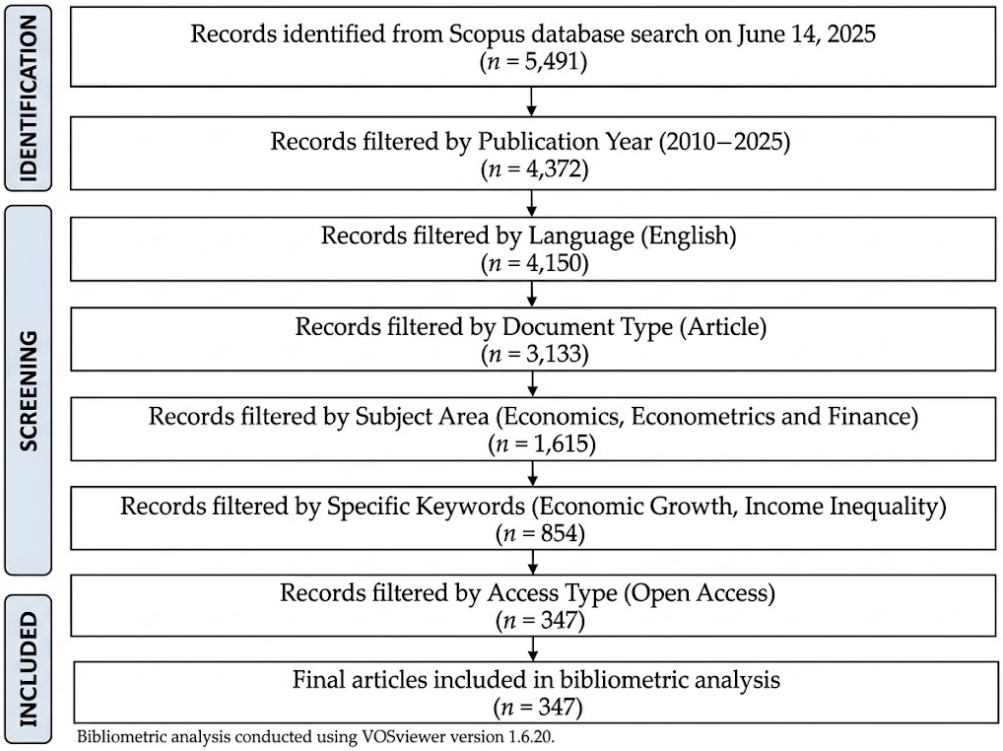

RQ1: How have global scientific publication trends related to income inequality and economic growth evolved during the 2010– 14 June 2025 period?

From 2010 to June 14, 2025, publications on income inequality and economic growth exhibited a pattern of research activity, as illustrated in Figure 1. The global financial crisis of 2008 provides a relevant historical context for understanding scholarly interest in the relationship between economic growth and income distribution. In the subsequent years, issues related to income inequality, income distribution, and poverty alleviation continued to attract scholarly attention. These themes are also aligned with broader international development priorities, particularly Sustainable Development Goal

10, which aims to reduce inequality within and among countries. Nevertheless, the publication counts presented in Figure 1 reflect changes in research output over the period covered by the dataset. They do not, on their own, establish the statistical significance of these changes, demonstrate that the 2008 financial crisis caused shifts in research activity, or indicate the diversity of topics examined in the literature.

The literature addresses the relationship between economic growth and income inequality through various empirical approaches, including panel data analysis, regression models, and inequality indicators such as the Gini coefficient and the Theil index. Research also examines the distributional consequences of economic growth, financial inclusion, and fiscal policy. Contributions from economics and related social sciences provide complementary perspectives on the mechanisms connecting growth and inequality. Nevertheless, because the methodological information summarized in Table 2 represents the overall dataset rather than its distribution across different periods, it does not establish a temporal shift from descriptive to empirical research. Accordingly, the findings are interpreted as a descriptive overview of publication patterns and methodological approaches in the literature published between 2010 and June 14, 2025.

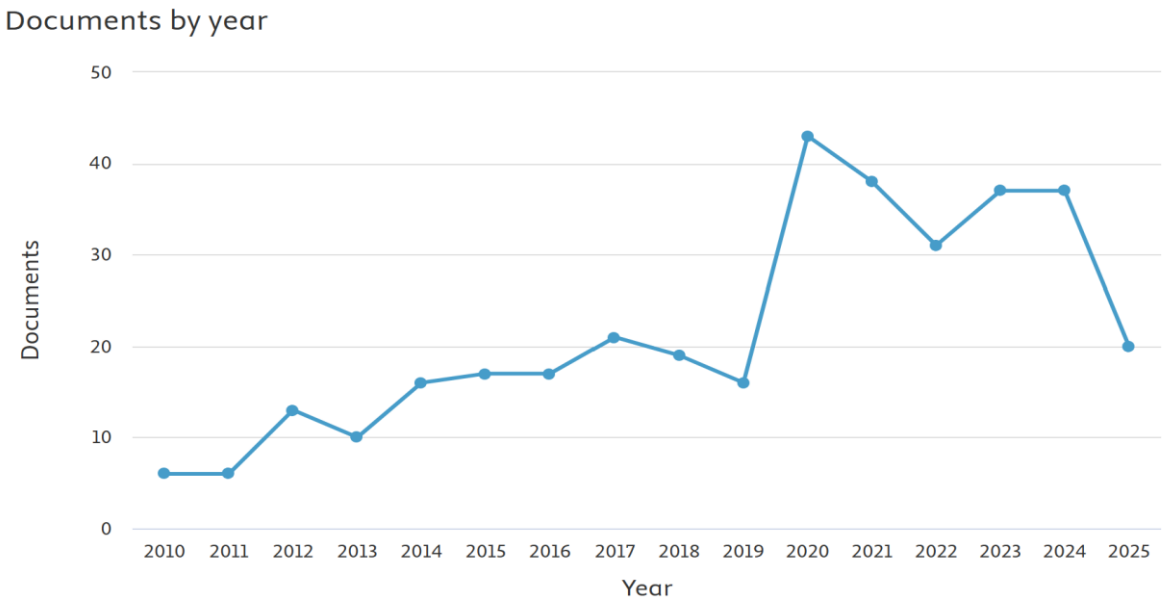

Figure 1. Trends in Scientific Publications

Figure 1 illustrates the development of the number of global scientific publications related to income inequality and economic growth from 2010 to 14 June 2025. During the 2010–2019 period, a relatively stable and gradual upward trend can be observed. The number of publications increased from around 7 documents in 2010 to approximately 22 in 2017. This growth reflects the rising scholarly interest in income distribution issues, particularly in the aftermath of the 2008 global financial crisis, which sparked widespread discussion about the long-term impact of inequality on economic stability.

The most notable feature in Figure 1 is the sharp increase in publications in 2020, when the annual output exceeded 40 documents. This increase coincided with the COVID-19 pandemic, which brought renewed attention to global economic inequality, income distribution, and the sustainability of economic growth. The period from 2021 to 2024 shows some fluctuations, with annual publication counts remaining relatively high, at approximately 31–39 documents. This pattern suggests that scholarly interest in income inequality and economic growth remained substantial beyond the initial phase of the pandemic. However, the observed temporal association does not establish that the pandemic directly caused the increase in publications.

The observed decline in publications in 2025 may reflect incomplete publication data because the dataset was retrieved on June 14, 2025, rather than a decrease in scholarly interest. Since 2025 represents only a partial year in the dataset, the publication count should be interpreted descriptively and compared with previous years with caution. Overall, Figure 1 illustrates patterns in scholarly output

on income inequality and economic growth over the period examined. The fluctuations in publication counts provide a descriptive overview of research activity in this field, which addresses issues relevant to global economic developments, social equity, and sustainable development. However, publication counts alone cannot establish changes in the overall importance of the field or determine the factors driving research activity.

RQ2: What are the dominant themes, methodologies, and theoretical approaches used in the literature on the relationship between income inequality and economic growth over the past two decades?

The main themes dominating the literature include the impact of income inequality on long-term growth, the dynamics of income distribution, and the role of fiscal policy and education in addressing disparities. Additionally, issues such as financial development, human capital, and redistribution consistently appear as interconnected topics in the research, indicating that inequality studies have become increasingly multidimensional and integrated with broader themes such as poverty, innovation, and social stability.

From a methodological perspective, empirical approaches based on panel data and cross-country analyses are the most commonly employed. These are often supported by dynamic regression models and the use of the Gini coefficient as the primary indicator of inequality. Theoretically, many studies draw on frameworks such as the Kuznets Curve, Endogenous Growth Theory, and political economy perspectives. The dominance of these models points to a degree of consistency in analytical frameworks, although in recent years, more critical approaches have emerged, such as justice-based distribution models and institutional economic perspectives, reflecting an evolving discourse in the field.

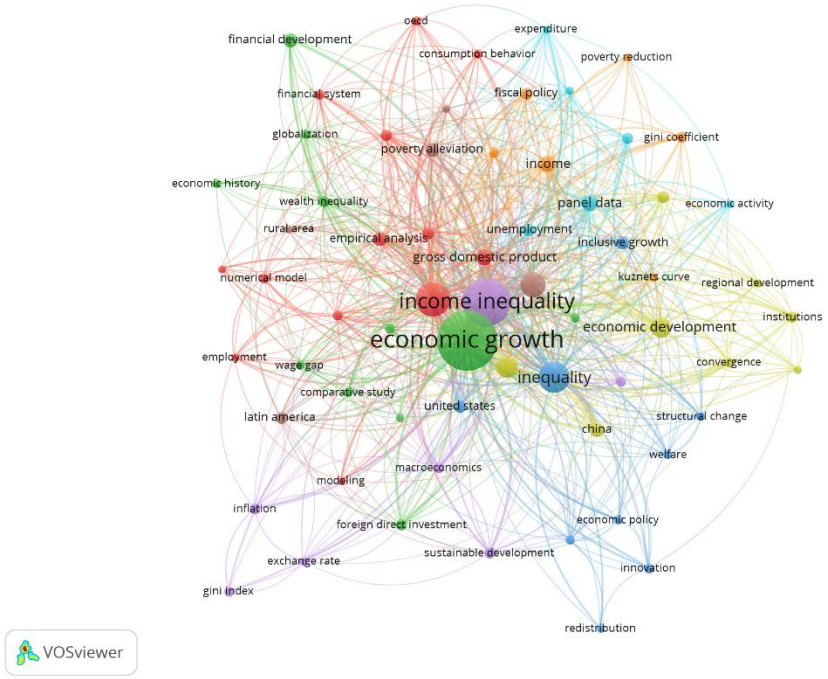

Figure 2. Bibliometric Visualization Results Based on Network Visualization

To complement the visual network analysis and prevent subjective interpretations, Table 1 provides the exact quantitative bibliometric metrics for the primary keywords within the final analytical corpus ($n = 347$). These metrics include keyword occurrences, Total Link Strength (TLS), assigned cluster ID, and Average Publication Year (APY), which collectively validate the structural position and thematic evolution of each concept. To ensure full reproducibility and an audit trail, the complete VOSviewer map, network files, and applied thesaurus file are provided as Supplementary Material S1.

Table 1. Top Frequent Keywords and Bibliometric Network Metrics

Keyword	Occurrences	Total Link Strength (TLS)	Cluster ID	Average Publication Year (APY)
Economic Growth	245	1,420	Cluster 1	2017.2
Income Inequality	210	1,280	Cluster 1	2018.1
Income Distribution	115	710	Cluster 2	2016.5
Poverty Alleviation	68	430	Cluster 2	2019.4
Rural Development	42	265	Cluster 2	2018.8
Financial Development	85	540	Cluster 3	2017.9
Human Capital	74	490	Cluster 4	2018.3
Taxation and Fiscal Policy	51	320	Cluster 4	2019.1
Political Economy	62	390	Cluster 5	2020.2
Financial Inclusion	48	315	Cluster 5	2021.5

Figure 2 presents a network visualization of the thematic relationships among keywords in the academic literature on economic growth, income distribution, and income inequality ($N = 347$). As quantitatively confirmed in Table 1, the core terms economic growth (Occurrences = 245; TLS = 1,420) and income inequality (Occurrences = 210; TLS = 1,280) occupy the most central network positions, reflecting their dominant role and extensive co-occurrence strength across the dataset. The node size directly corresponds to keyword occurrence frequencies, while the edge thickness reflects the exact co-occurrence link strength derived from the bibliographic metadata without manual estimation.

The co-occurrence network is divided into distinct thematic clusters based on modularity optimization. Cluster 2 (Green) emphasizes poverty alleviation (Occurrences = 68; APY = 2019.4) and rural development (Occurrences = 42), highlighting the role of structural transformation and state intervention in mitigating regional disparities. Cluster 3 and 1 (Blue) capture quantitative macroeconomic determinants, where financial development (Occurrences = 85; TLS = 540) serves as a primary empirical bridge between growth rates and inequality dynamics. Cluster 4 (Purple) centers on human capital investment (Occurrences = 74) and taxation/fiscal policy mechanisms (Occurrences = 51), underlining human resource development and redistributive fiscal strategies.

Furthermore, Cluster 5 (Institutional and Inclusive Development) captures recent thematic trajectories, including political economy (Occurrences = 62; APY = 2020.2) and financial inclusion (Occurrences = 48; APY = 2021.5). The higher Average Publication Years (APY) for terms within Cluster 5, alongside the overlay visualization, suggest a relative shift in thematic emphasis toward institutional dynamics, inclusive financial systems, and redistribution-related issues in more recent publications. Terms such as political economy and financial inclusion have higher APY values than more established themes such as income distribution and economic growth, indicating that these topics tend to appear more frequently in relatively recent publications within the analyzed corpus.

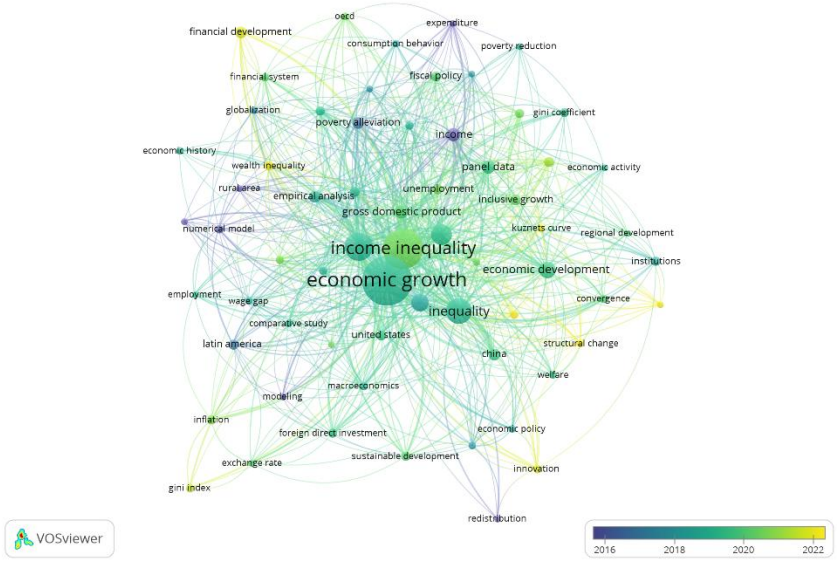

Figure 3. Bibliometric Visualization Results Based on Overlay Visualization

Figure 3 presents an overlay bibliometric visualization generated using VOSviewer, illustrating the temporal evolution of keywords in scientific publications related to income inequality and economic growth within the full study corpus spanning from 2010 to June 14, 2025. The color gradient across nodes reflects the Average Publication Year (APY) of each keyword, which ranges approximately from 2016 to 2022 on the visual color legend rather than indicating the entire publication period of the corpus. Node sizes represent keyword frequencies, while line connections depict co-occurrence relationships. Central, highly connected terms such as *economic growth*, *income inequality*, and *income distribution* exhibit intermediate APY values (centered around 2016–2018), signifying their sustained foundational status across the entire timeframe of the literature.

The color transition from purple to yellow illustrates differences in the average publication year of research themes within the field. Earlier thematic nodes, including *poverty alleviation*, *rural area*, and *territorial development* (represented in purplish-blue hues, APY $\approx$ 2016–2017), characterize the foundational structural research phase. In contrast, terms such as *financial inclusion*, *developing economies*, and *capital accumulation* appear in yellow tones (APY $\geq$ 2020.0), indicating their status as recent thematic focal points in the bibliographic dataset.

This temporal pattern coincided with broader global events, such as the COVID-19 pandemic and the acceleration of economic digitalization. While bibliometric metadata demonstrates temporal coincidence rather than direct causality, this shift may be associated with evolving policy priorities toward digital finance, fiscal resilience, and inclusive growth mechanisms during crisis and recovery periods. Overall, the overlay visualization maps the intellectual trajectory of the domain, showing how scholarly attention has expanded from traditional structural paradigms toward institutional and technological dimensions of inequality.

Figure 4 presents an item density visualization mapping the concentration of scholarly interest across the complete analytical corpus published between 2010 and 14 June 2025 ($N = 347$). Generated using VOSviewer, the density scale uses color gradient intensity, where bright yellow regions denote high-density focal points with frequent keyword occurrences and strong co-occurrence links, while green and dark blue areas represent lower term frequencies or specialized sub-topics. The core terms "economic growth", "income inequality", and "income distribution" form the brightest yellow epicenter, confirming that these concepts constitute the primary theoretical baseline of the entire 2010-14 June 2025 dataset.

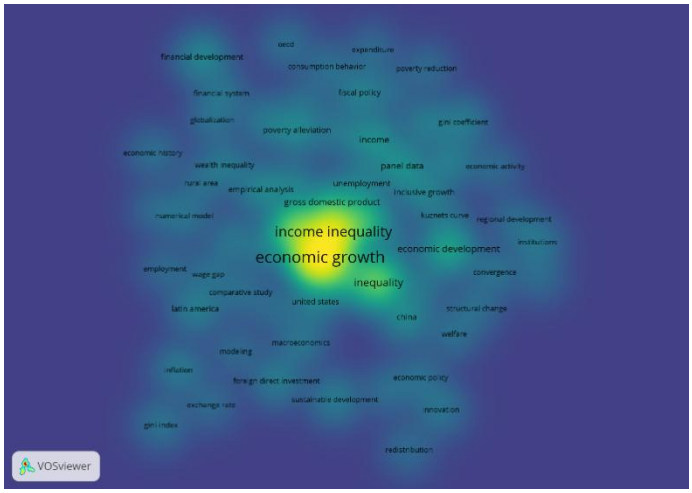

Figure 4. Bibliometric Visualization Results Based on Density Visualization

Surrounding this high-density core, terms such as *poverty*, *economic development*, *fiscal policy*, and *empirical analysis* lie in the light green transition zone, indicating their strong structural proximity and consistent analytical integration with the main topics. Conversely, terms located in the peripheral blue regions such as *redistribution*, *industrialization*, and *capital accumulation* exhibit lower co-occurrence density, reflecting relatively specialized, niche, or less frequently examined dimensions within the broader dataset. Rather than indicating an emerging status (which requires temporal analysis via APY metrics), this low item density simply reflects lower overall research concentration. Importantly, the overall density layout represents the cumulative research weight across the full 2010-14 June 2025 publication window, providing a robust baseline for identifying established research domains alongside potential avenues for future empirical inquiry.

As synthesized in Table 2, the methodological landscape of the analyzed corpus (N = 347) is predominantly empirical, accounting for 312 articles (89.9%), while the remaining 35 articles (10.1%) focus on theoretical and conceptual models. Among the empirical studies, panel data econometrics represents the most frequently employed approach, accounting for 182 articles (58.3%), followed by cross-country quantitative analysis with 74 articles (23.7%) and time-series and dynamic modeling with 56 articles (17.9%). These findings indicate the prominent role of quantitative empirical approaches in examining the relationship between income inequality and economic growth. Regarding inequality measurement, the Gini index or Gini coefficient is the most frequently used indicator, appearing in 238 empirical articles (76.3%), followed by the Palma ratio or quintile income shares (19.6%) and Theil index and wealth disparity measures (15.4%). Multiple coding was permitted for inequality metrics because individual studies could employ more than one measure. In terms of theoretical foundations, the Kuznets Inverted-U Hypothesis is the most frequently identified primary theoretical framework (32.3%), followed by Endogenous Growth Theory and Human Capital Models (27.1%), Institutional Economics and Political Economy (23.3%), and Modern Redistribution and Inclusive Growth Models (17.3%). These distributions illustrate the diversity of methodological approaches, inequality measures, and theoretical perspectives represented in the literature.

To ensure analytical rigor and prevent categorical overlap in Table 2, a structured coding scheme was applied. Methodological categories were assigned according to each study's primary analytical approach, distinguishing empirical investigations from theoretical and conceptual studies. Theoretical frameworks were classified based on the dominant theoretical perspective identified in each article, with one primary framework assigned per study. In contrast, multiple coding was permitted for inequality metrics when a study employed more than one measure. The complete codebook, classification criteria, and raw coding matrix are provided as Supplementary Material S3 to support methodological transparency and facilitate verification.

Table 2. Distribution of Methodological Approaches and Theoretical Frameworks

Main Category	Sub-Category / Specific Approach	Article Count (n)	Percentage (%)	Denominator Basis
Analytical Methodology	**A. Empirical Subset**	312	89.9	N = 347
	Panel Data Econometrics (e.g., GMM, FE/RE, Dynamic Panel)	182	58.3	n = 312
	Cross-Country Quantitative Analysis	74	23.7	n = 312
	Time-Series & Dynamic Modeling (e.g., ARDL, VAR, VECM)	56	17.9	n = 312
	B. Non-Empirical / Theoretical Subset	35	10.1	N = 347
	Pure Theoretical & Conceptual Models (e.g., OLG, Game Theory)	35	10.1	N = 347
Inequality Metric	Multiple coding allowed across empirical papers			n = 312
	Gini Index / Gini Coefficient	238	76.3	n = 312
	Palma Ratio / Quintile Income Shares	61	19.6	n = 312
	Theil Index & Wealth Disparity Measures	48	15.4	n = 312
Theoretical Framework	Mutually exclusive primary theoretical lens			N = 347
	Kuznets Inverted-U Hypothesis	112	32.3	N = 347
	Endogenous Growth Theory & Human Capital Models	94	27.1	N = 347
	Institutional Economics & Political Economy	81	23.3	N = 347
	Modern Redistribution & Inclusive Growth Models	60	17.3	N = 347

RQ3: What is the geographical coverage of empirical studies on income inequality and economic growth, and how does it differ from the geographical distribution of authors' institutional affiliations?

The geographical distribution of research on income inequality and economic growth can be examined from two complementary perspectives: the institutional affiliations of the authors and the empirical settings investigated in the studies. These perspectives capture different dimensions of the research landscape. Institutional affiliations indicate where the contributing researchers are based, whereas empirical geographic settings identify the countries or regions from which the analyzed data are drawn.

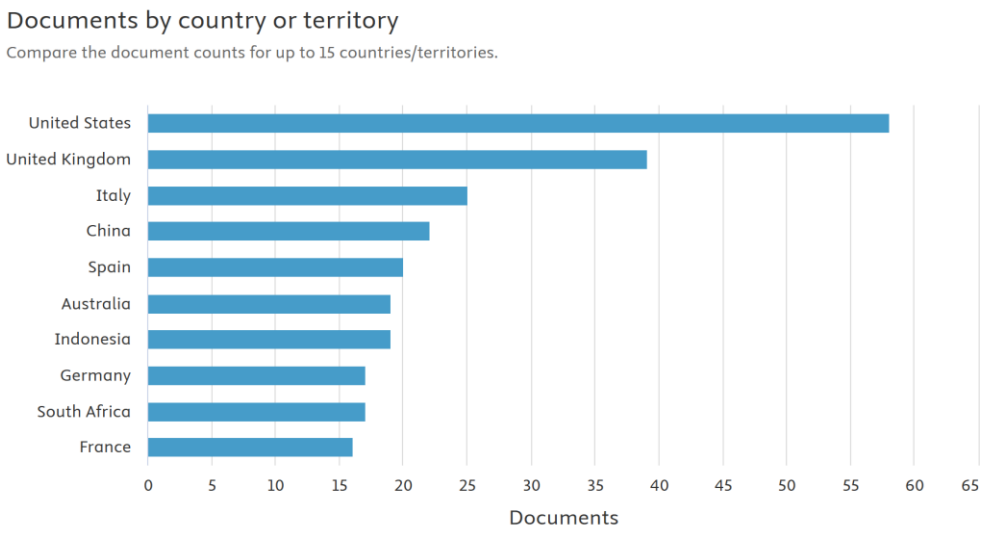

Figure 5. Distribution of Scientific Publications by Country or Region Related to Income Inequality and Economic Growth

Figure 5 illustrates the geographical distribution of scientific publications based on the institutional affiliations of the authors. Researchers affiliated with institutions in the United States account for the largest number of publications, with nearly 60 documents, followed by the United Kingdom, with more than 40 documents. Contributions from Italy, China, Spain, and Australia range from approximately 20 to 25 documents. Indonesia and South Africa are also represented in the dataset, indicating contributions from institutions based in developing economies. This distribution describes the geographical concentration of research production rather than the geographical coverage of the empirical studies themselves.

To complement the institutional-affiliation analysis, a manual content analysis was conducted on 312 empirical articles from the final corpus of 347 publications. Purely theoretical studies were excluded. The analysis classified the articles according to their primary empirical geographic settings. Single-country studies constituted the largest category, accounting for 124 articles (39.7%). Cross-country studies focusing on developing or emerging economies represented 98 articles (31.4%), while cross-country studies focusing on advanced economies accounted for 52 articles (16.7%). The remaining 38 articles (12.2%) examined global multi-region panels.

Table 3. Distribution of Studies by Empirical Geographic Focus

Empirical geographic category	Number of articles	Percentage (%)
Single-country studies	124	39.7
Cross-country developing/emerging economies	98	31.4
Cross-country advanced economies	52	16.7
Global multi-region panels	38	12.2
Total	**312**	**100.0**

Source: Authors' manual content analysis

These findings indicate that the empirical literature encompasses country-specific investigations as well as comparative analyses across different economic contexts. In particular, studies focusing on developing or emerging economies represent a substantial share of the empirical corpus. However, the geographical distribution of empirical settings cannot, by itself, establish whether researchers investigate countries outside their own institutional contexts. Such a conclusion requires a direct comparison between authors' institutional affiliations and the empirical countries or regions examined in each article.

The distinction between institutional affiliation and empirical focus is important for interpreting the geographical structure of inequality research. Publication counts based on author affiliations reflect

the distribution of research contributions, whereas empirical geographic coding captures the contexts in which economic growth and income inequality are investigated. Examining these dimensions separately provides a clearer understanding of both the institutional distribution of scholarly activity and the geographical scope of the evidence used in the literature. Further comparative analysis of the two dimensions may help identify potential gaps between the geographical distribution of research production and the geographical contexts represented in empirical investigations.

Empirical Geography and Regional Thematic Analysis

The empirical geography of research on income inequality and economic growth needs to be examined by distinguishing the geographical regions investigated from the income groups of the economies studied. These dimensions provide complementary perspectives on the distribution of empirical research. The World Bank classifies economies into four income groups—low-income, lower-middle-income, upper-middle-income, and high-income—and separate geographic regions (World Bank, n.d.) This distinction is important because geographic location does not necessarily correspond to income classification.

The manual content analysis covered 312 empirical articles from the final corpus of 347 publications, excluding purely theoretical studies. Of these, 124 articles (39.7%) examined a single country, 98 (31.4%) investigated cross-country samples of developing or emerging economies, 52 (16.7%) focused on advanced economies, and 38 (12.2%) analyzed global multi-region panels. These figures describe the empirical scope of the literature. However, they do not establish the distribution of studies across individual geographic regions or demonstrate which themes dominate particular regions.

Income Groups and Development-Related Themes

Research on low- and middle-income economies can be examined in relation to poverty reduction, financial development, institutional quality, and the distributional consequences of economic growth. Beck et al. (2007) , for example, found that financial development was associated with higher income growth among the poorest population groups and reductions in poverty and income inequality. Their findings provide a theoretical and empirical basis for examining financial development as one potential mechanism linking economic growth and distributional outcomes. Nevertheless, whether these themes predominate in the 312 studies analyzed here must be established through the article-level coding results.

Research on high-income economies can be examined in relation to taxation, social protection, wealth distribution, and redistributive policies. Atkinson (2015) discusses policy options for reducing inequality, including progressive taxation, employment policies, social security, and the distribution of capital. Similarly, *The World Inequality Report 2022* documents substantial disparities in income and wealth distribution across countries and regions, highlighting that high average national income does not necessarily correspond to a more equal distribution of income (Chancel et al., 2022) . Wildowicz-Szumarska (2022), meanwhile, provides a complementary perspective on redistributive policies in European Union welfare states. Together, these sources provide a theoretical and contextual basis for interpreting research on inequality and redistribution. However, they should not be taken as direct evidence that these topics dominate the reviewed studies unless this pattern is confirmed by the systematic analysis of the corpus.

Geographic Regions and Thematic Perspectives

In Asia, inequality research can be interpreted in relation to inclusive growth, fiscal policy, human development, and disparities in economic opportunities. The Asian Development Bank's work on inequality, inclusive growth, and fiscal policy discusses the roles of government expenditure, taxation, and public transfers in addressing distributional disparities in developing Asia (Park et al., 2015) . These themes offer relevant analytical dimensions for examining studies of Asian economies. Their prominence within the present corpus, however, should be determined from the empirical coding rather than assumed from the broader literature.

In Latin America, the relationship between globalization and inequality provides an important perspective for examining the distributional consequences of structural economic change. Dix-Carneiro & Kovak (2025) review empirical research on globalization and inequality in Latin America and

highlight the importance of imperfect mobility across sectors and regions in understanding the effects of trade liberalization. Their review illustrates how labor-market adjustment and regional differences can shape the relationship between economic integration and inequality. This literature provides a relevant interpretive framework for studies of Latin American economies, although the extent to which these themes characterize the present corpus requires confirmation from the coded articles.

For Europe, the *World Inequality Report 2022* provides comparative evidence of regional differences in income distribution and income concentration, enabling comparisons between Europe and other world regions (Chancel et al., 2022) . This evidence offers useful context for examining European research on income inequality and redistribution. However, conclusions regarding the prevalence or effectiveness of specific welfare-state policies require evidence from studies that directly investigate these policies, alongside findings from the articles included in the present review.

Overall, the regional and income-group perspectives should be interpreted as complementary rather than interchangeable. A cross-tabulation of geographic regions and World Bank income groups would provide a more systematic basis for identifying the empirical contexts represented in the literature. Combining this classification with thematic coding would also help establish whether particular topics are concentrated in specific regional or economic contexts. Until these article-level comparisons are completed, the regional themes discussed above should be understood as literature-informed analytical perspectives rather than definitive findings about the thematic distribution of the 312 empirical studies.

5. CONCLUSION AND SUGGESTION

This study examined the development of scientific publications on income inequality and economic growth between 2010 and June 14, 2025, using bibliometric analysis and a structured literature review of 347 Scopus-indexed articles. In response to RQ1, the findings indicate sustained scholarly attention to the relationship between economic growth and income inequality, with a notable increase in publications in 2020 and relatively high publication activity during 2021–2024. The decline observed in 2025 should be interpreted cautiously because the dataset covers only part of the year. These findings describe publication patterns rather than establish the causes of changes in research output.

Regarding RQ2, the bibliometric analysis identifies economic growth and income inequality as the most prominent and interconnected keywords in the literature. Other important themes include income distribution, financial development, poverty alleviation, human capital, and fiscal policy. The overlay visualization indicates that political economy and financial inclusion have relatively recent average publication years within the analyzed corpus. The methodological classification reveals that 312 articles (89.9%) employ empirical approaches, while 35 articles (10.1%) focus on theoretical and conceptual models without empirical testing. Among the empirical studies, panel data econometrics represents the most frequently employed approach, accounting for 58.3%, followed by cross-country quantitative analysis (23.7%) and time-series and dynamic modeling (17.9%). Regarding inequality measurement, the Gini index or Gini coefficient is the most frequently used indicator, appearing in 76.3% of empirical articles, although some studies employ multiple inequality measures. In terms of theoretical foundations, the Kuznets Inverted-U Hypothesis represents the largest category (32.3%), followed by Endogenous Growth Theory and Human Capital Models (27.1%), Institutional Economics and Political Economy (23.3%), and Modern Redistribution and Inclusive Growth Models (17.3%). These findings demonstrate the prominence of established quantitative and macroeconomic approaches alongside diverse theoretical perspectives on the relationship between economic growth and income distribution.

In response to RQ3, the empirical geographic coding of 312 articles identifies four categories of research coverage. Single-country studies account for 124 articles (39.7%), cross-country studies focusing on developing or emerging economies comprise 98 articles (31.4%), cross-country studies focusing on advanced economies represent 52 articles (16.7%), and global multi-region panels account for 38 articles (12.2%). The institutional-affiliation analysis separately identifies the United States and the United Kingdom as major contributors to the publication corpus. These results highlight the importance of distinguishing the institutional origins of research from the empirical settings investigated in individual studies. However, the available aggregate data do not establish whether researchers systematically examine countries outside their own institutional contexts or whether particular themes

predominate in specific geographic regions.

The reviewed literature suggests several implications for policy and economic research. Fiscal policy, taxation, social transfers, financial development, human capital investment, and institutional quality represent important perspectives for understanding the relationship between economic growth and income distribution. The prominence of the Gini coefficient also highlights the importance of measuring income inequality when examining economic development. Nevertheless, these implications are derived from the broader literature rather than from causal relationships established by the bibliometric analysis. Their relevance should therefore be interpreted in relation to the institutional, economic, and regional contexts examined in individual studies.

This study has several limitations. First, the dataset comprises 347 open-access articles indexed in Scopus, which facilitates full-text examination but may exclude relevant subscription-based publications and studies indexed in other databases. Second, keyword co-occurrence and average publication year identify patterns in the bibliographic record but cannot independently establish causal relationships or the effectiveness of particular economic policies. Third, the aggregate geographic classification does not provide a cross-tabulation of geographic regions, income groups, and research themes. Consequently, regional differences in thematic priorities cannot yet be established conclusively from the reported geographic counts. In addition, the reconstructed search strategy and analytical procedures should be interpreted in light of the unavailable original Scopus search history and VOSviewer settings.

Future research could extend this study by incorporating additional bibliographic databases and comparing research patterns across different publication coverage criteria. First, integrated methodological approaches combining bibliometric analysis with empirical econometric modeling could connect patterns in the literature with evidence on the relationship between income inequality and economic growth. Panel data analysis, structural equation modeling, and causal inference techniques may provide complementary insights, depending on research questions, data availability, and underlying assumptions. Second, researchers could expand the geographical scope of analysis, particularly by including more developing countries in Asia, Africa, and Latin America. Cross-classification of geographical regions, World Bank income groups, methodological approaches, and substantive themes would provide a more systematic understanding of regional research priorities. Third, further empirical investigations could examine how institutional conditions, fiscal arrangements, financial development, human capital investment, and structural transformation shape income distribution across different economic contexts. Such research could also evaluate inclusive growth strategies, social protection systems, labor-intensive sectors, and micro, small, and medium-sized enterprises in addressing income disparities. These extensions would help distinguish established patterns in scholarly activity from substantive explanations requiring further empirical testing and provide a stronger basis for identifying research gaps and developing evidence-based policy recommendations.

ACKNOWLEDGMENTS

The author sincerely thanks the supervisors, colleagues, and reviewers for their guidance, feedback, and support in improving this research. Appreciation is also extended to Scopus and related databases for providing essential literature sources, as well as to family and friends for their continuous moral support throughout the research process.

REFERENCES

Alesina, A., & Rodrik, D. (1994). Distributive politics and economic growth. *Quarterly Journal of Economics*, *109*(2). https://doi.org/10.2307/2118470

Asian Development Bank. (2012). *Inequality of Human Opportunities in Developing Asia*. https://www.adb.org/publications/asian-development-outlook-2012-confronting-rising-inequality-asia

Atkinson, A. B. (2015). *Inequality: What Can Be Done?* Harvard University Press. https://www.hup.harvard.edu/books/9780674504769

Atkinson, A. B., & Stern, N. (2017). Tony Atkinson on poverty, Inequality, and public policy: The work and life of a great economist. In *Annual Review of Economics* (Vol. 9).

https://doi.org/10.1146/annurev-economics-110216-100949
Bachas, P., Jensen, A., & Gadenne, L. (2024). Tax Equity in Low- and Middle-Income Countries. *Journal of Economic Perspectives*, *38*(1). https://doi.org/10.1257/jep.38.1.55
Barro, R. J. (2000). Inequality and growth in a panel of countries. *Journal of Economic Growth*, *5*(1). https://doi.org/10.1023/A:1009850119329
Beck, T., Demirgüç-Kunt, A., & Levine, R. (2007). Finance, inequality and the poor. *Journal of Economic Growth*, *12*(1). https://doi.org/10.1007/s10887-007-9010-6
Causa, O., Vindics, A., & Akgun, O. (2018). An empirical investigation on the drivers of income redistribution across OECD countries. In *OECD Economics Department Working Papers*.
Causa, O., & Hermansen, M. (2017). *Income redistribution through taxes and transfers across OECD countries*. https://doi.org/10.1787/bc7569c6-en
Chancel, L., Piketty, T., Saez, E., & Zucman, G. (2022). *Chancel, World Inequality Report*. www.wid.world/team
Clifton, J., Díaz-Fuentes, D., & Revuelta, J. (2020). Falling inequality in Latin America: The role of fiscal policy. *Journal of Latin American Studies*, *52*(2). https://doi.org/10.1017/S0022216X20000334
Cobo, M. J., López-Herrera, A. G., Herrera-Viedma, E., & Herrera, F. (2011). Science Mapping Software Tools: Review, Analysis, and Cooperative Study among Tools. *Journal of the American Society for Information Science and Technology*, *62*(7), 1382–1402. https://doi.org/10.1002/asi.21525
D'Aoust, O. S., Galdo, V., & Ianchovichina, E. I. (2025). Territorial income differences and dynamics within Latin American countries. *Empirical Economics*, *69*(4). https://doi.org/10.1007/s00181-025-02792-3
Dartanto, T., Yuan, E. Z. W., & Sofiyandi, Y. (2017). Two Decades of Structural Transformation and Dynamics of Income Equality in Indonesia. *Asian Development Bank Institute*, (783).
Defourny, J., & Thorbecke, E. (1984). Structural Path Analysis and Multiplier Decomposition within a Social Accounting Matrix Framework. *The Economic Journal*, *94*(373). https://doi.org/10.2307/2232220
Deininger, K., & Squire, L. (1998). New ways of looking at old issues: Inequality and growth. *Journal of Development Economics*, *57*(2). https://doi.org/10.1016/S0304-3878(98)00099-6
Dix-Carneiro, R., & Kovak, B. K. (2025). Globalization and inequality in Latin America. *Oxford Open Economics*, *4*. https://doi.org/10.1093/ooec/odae017
Donthu, N., Kumar, S., Mukherjee, D., Pandey, N., & Lim, W. M. (2021). How to conduct a bibliometric analysis: An overview and guidelines. *Journal of Business Research*, *133*, 285–296. https://doi.org/10.1016/j.jbusres.2021.04.070
Esping-Andersen, G. (1990). *The three worlds of welfare capitalism*. Princeton University Press.
Galor, O., & Zeira, J. (1993). Income distribution and macroeconomics. *Review of Economic Studies*, *60*(1). https://doi.org/10.2307/2297811
Gómez-Lobo, A., & Oviedo, D. (2025). Spatial inequality and income disparities in Latin America: a multiscale analysis. *Oxford Open Economics*, *4*. https://doi.org/10.1093/ooec/odae039
Gordón, I. G., & Resosudarmo, B. P. (2019). A sectoral growth-income inequality nexus in Indonesia. *Regional Science Policy and Practice*, *11*(1). https://doi.org/10.1111/rsp3.12125
Hannum, E., Ishida, H., Park, H., & Tam, T. (2019). Education in East Asian Societies: Postwar Expansion and the Evolution of Inequality. In *Annual Review of Sociology* (Vol. 45). https://doi.org/10.1146/annurev-soc-073018-022507
Khondker, H. H. (2017). Globalization and inequality. In *International Sociology* (Vol. 32, Number 2). https://doi.org/10.1177/0268580916687458
Kuznets, S. (1955). *Economic growth and income inequality* (1st ed., Vol. 45). The American Economic Review.
Kuznets, S. (2019). Economic growth and income inequality. In *The Gap Between Rich and Poor: Contending Perspectives on The Political Economy of Development*. https://doi.org/10.4324/9780429311208-4
Lee, J. W., & Lee, H. (2018). Human capital and income inequality. *Journal of the Asia Pacific Economy*, *23*(4), 554–583.

Lindert, P. H. (2004). Growing public: Social spending and economic growth since the eighteenth century. In *Growing Public: Social Spending and Economic Growth Since the Eighteenth Century*. https://doi.org/10.1017/CBO9780511510717

López-calva, luis f., & Lustig, N. (2010). Explaining the Decline in Inequality in Latin America: Technological Change, Educational Upgrading, and Democracy. *Declining Inequality in Latin America: A Decade of Progress?*

Lustig, N., Lopez-Calva, L. F., & Ortiz-Juarez, E. (2013). Declining Inequality in Latin America in the 2000s: The Cases of Argentina, Brazil, and Mexico. *World Development*, *44*. https://doi.org/10.1016/j.worlddev.2012.09.013

Mdingi, K., & Ho, S. Y. (2021). Literature review on income inequality and economic growth. *MethodsX*, *8*. https://doi.org/10.1016/j.mex.2021.101402

Miller, R. E., & Blair, P. D. (2009). Input-output analysis: Foundations and extensions, second edition. In *Input-Output Analysis: Foundations and Extensions, Second Edition*. https://doi.org/10.1017/CBO9780511626982

Mills, M. (2009). Globalization and inequality. *European Sociological Review*, *25*(1). https://doi.org/10.1093/esr/jcn046

Park, D., Lee, S.-H., & & Lee, M. (Eds.). (2015). *Inequality, inclusive growth, and fiscal policy in Asia*. https://doi.org/10.4324/9781315724430

Pyatt, G., & Round, J. I. (2012). Distributional Invariance and The Design of Sams. *Economic Systems Research*, *24*(3). https://doi.org/10.1080/09535314.2012.665359

Sinha, N., Inchauste, G., & Narayan, A. (2024). *Leveling the Playing Field: Addressing Structural Inequalities to Accelerate Poverty Reduction in Africa. Edited by*. https://doi.org/10.1596/978-1-4648-2160-8

Sonis, M., Hewings, G. J. D., & Sulistyowati, S. (1997). Block Structural Path Analysis: Applications to Structural Changes in the Indonesian Economy. *Economic Systems Research*, *9*(3). https://doi.org/10.1080/09535319700000020

Stiglitz, J. E. (2012). *The price of inequality: How today's divided society endangers our future.* W. W. Norton & Company.

Temerbulatova, Z. S., Mukhamediyev, B. M., & Gazda, J. (2022). Trends in Income Inequality and Economic Growth: A Bibliometric Analysis. *Economy: Strategy and Practice*, *17*(4). https://doi.org/10.51176/1997-9967-2022-4-158-169

Wildowicz-Szumarska, A. (2022). Is redistributive policy of EU welfare state effective in tackling income inequality? A panel data analysis. *Equilibrium. Quarterly Journal of Economics and Economic Policy*, *17*(1). https://doi.org/10.24136/eq.2022.004

World Bank. (n.d.). *World Bank country and lending groups*. Https://Datahelpdesk.Worldbank.Org/Knowledgebase/Articles/906519-World-Bank-Country-and-Lending-Groups.

Xiao, Z. (2024). Globalisation and Income Inequality. *Advances in Economics, Management and Political Sciences*, *82*(1). https://doi.org/10.54254/2754-1169/82/20230901